



# SAT SCORE REPORT

Tess Lovah

xoxoSATxoxo@yahoo.com

(203) 123-4567

Class of: 2018

Date taken: 1/1/2016

Math

510

Reading

230

Writing

260

Evidence-Based Reading and Writing Score (Reading + Writing) 490

**Total SAT Score: 1000**

Total score is sum of Math, Reading, and Writing Scores

## Cross-Test Scores

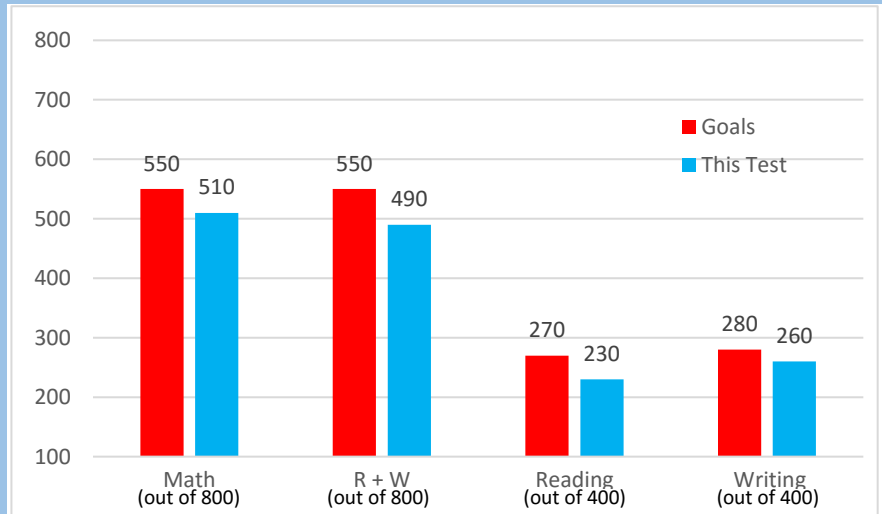
Analysis in History      Analysis in Science

27

21

The new SAT also reports two cross-test scores: Analysis in History/Social Studies and Analysis in Science. These scores are based on questions in the Reading, Writing and Language, and Math Tests that ask students to think analytically about texts and questions in these subject areas.

Cross-test scores are reported on a scale of 10–40.



## Subscores\*

### Math

### Reading and Writing

Heart of Algebra	Problem Solving & Data Analysis	Passport to Advanced Math	Expression of Ideas	English Conventions	Command of Evidence	Words in Context
9	7	8	8	9	8	6

The **Heart of Algebra** subscore is based on questions from the Math Test that focus on linear equations and inequalities.

The **Expression of Ideas** subscore is based on questions from the Writing and Language Test that focus on topic development, organization, and rhetorically effective use of language.

The **Problem Solving and Data Analysis** subscore is based on questions from the Math Test that focus on quantitative reasoning, the interpretation and synthesis of data, and solving problems in rich and varied contexts.

The **Standard English Conventions** subscore is based on questions from the Writing and Language Test that focus on sentence structure, usage, and punctuation.

The **Passport to Advanced Math** subscore is based on questions from the Math Test that focus on topics central to the ability of students to progress to more advanced mathematics, such as understanding the structure of expressions, reasoning with more complex equations, and interpreting and building functions.

The **Command of Evidence** subscore is based on questions from both the Reading Test and the Writing and Language Test that ask you to interpret and use evidence found in a wide range of passages and informational graphics, such as graphs, tables, and charts.

The **Words in Context** subscore is based on questions from both the Reading Test and the Writing and Language Test that address word/phrase meaning in context and rhetorical word choice.

\*Subscores are out of 15

Academic Advisors

learning@ctspeedschool.com

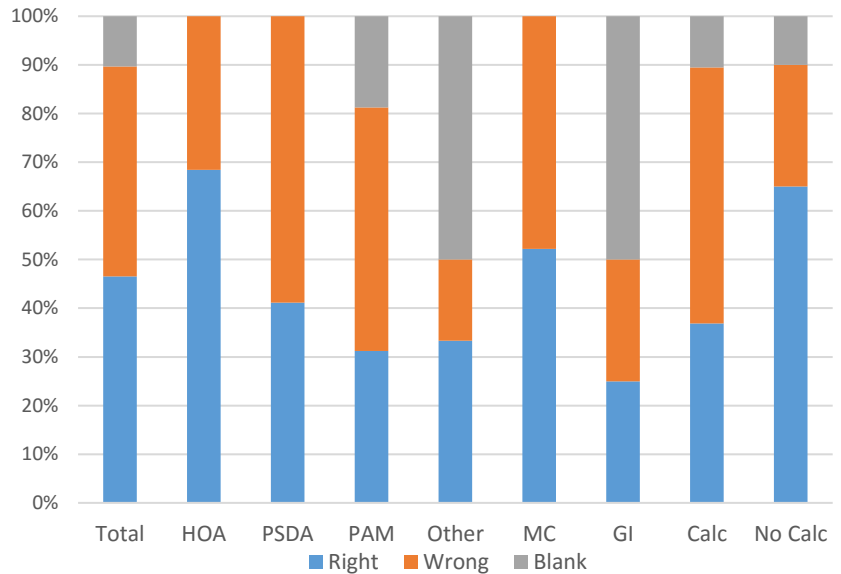
(203) 298-4277

# MATH REPORT

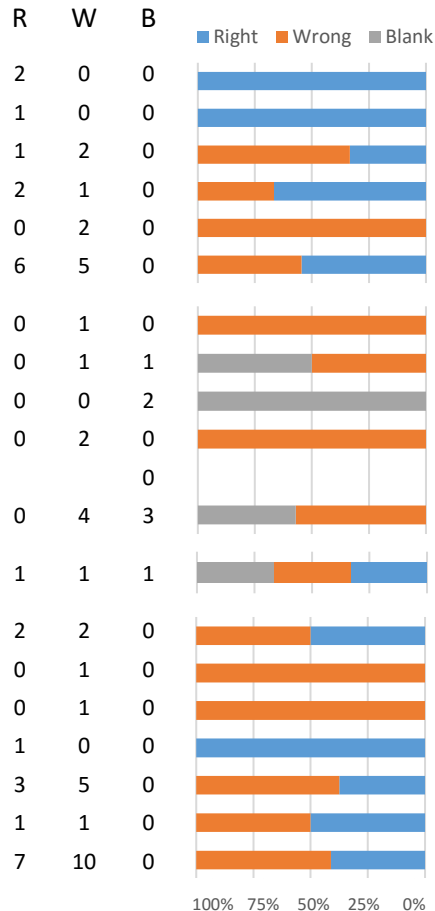
## Quick Recap

Score	510	Right	Wrong	Blank
HOA	9	13	6	0
PSDA	7	7	10	0
PAM	8	5	8	3


	Right	Wrong	Blank
Multiple Choice	24	22	0
Grid-in	3	3	6
Calculator	14	20	4
No Calculator	13	5	2



### Calculator



### No Calculator



**Probability and Data Analysis Not Tested on No Calculator Section**

# READING REPORT

## Quick Recap

Reading	230	Right	Wrong	Blank
Overall		22	30	0
Command of Evidence		4	6	0
Words in Context		3	7	0
Prose Fiction		4	6	0
History & Social Science		9	12	0
Science		9	12	0

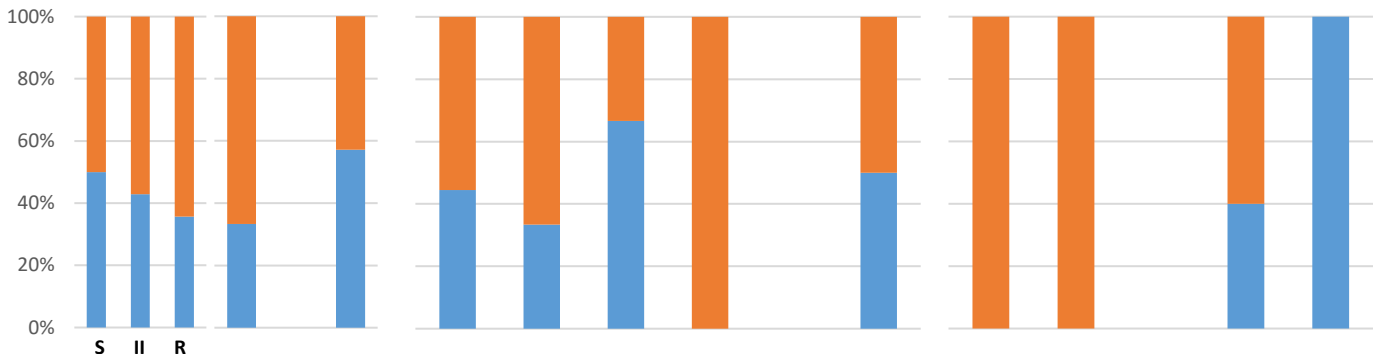
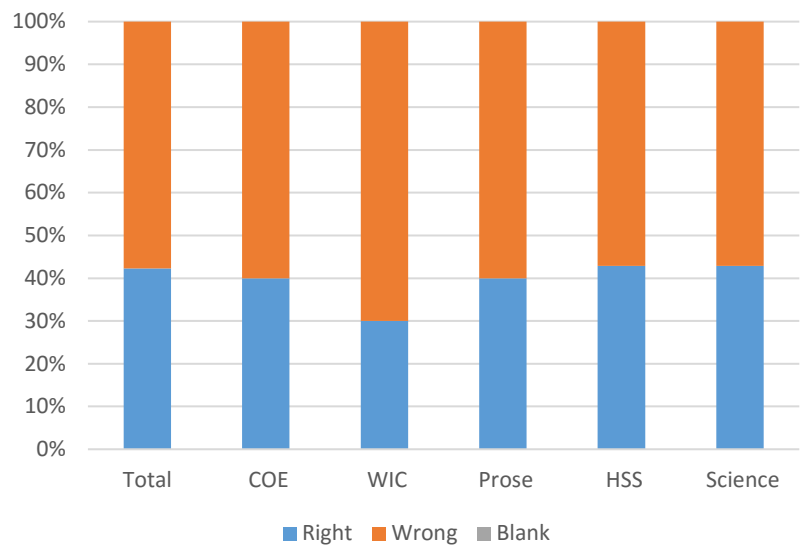


Chart Key	
<span style="color: blue;">■</span>	Right
<span style="color: orange;">■</span>	Wrong
<span style="color: gray;">■</span>	Blank

Right	1	4	4	3	2	0	3	0	0	2	3
Wrong	2	3	5	6	1	1	3	4	2	3	0
Blank	0	0	0	0	0	0	0	0	0	0	0

### Synthesis

Right	Wrong	Blank
5	5	0

### Information and Ideas

Right	Wrong	Blank
12	16	0

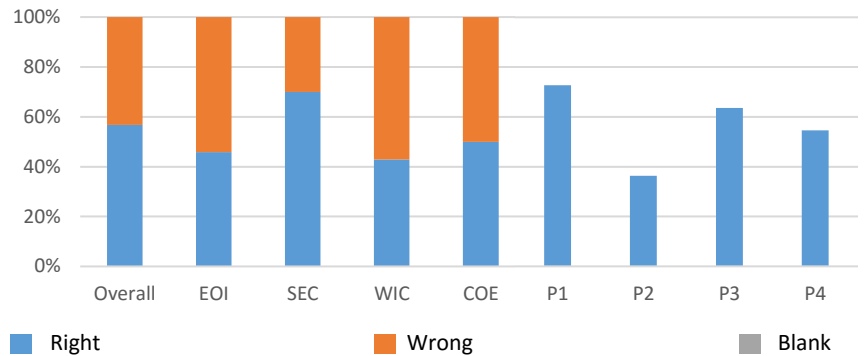
### Rhetoric

Right	Wrong	Blank
5	9	0

# WRITING REPORT

## Quick Recap

Writing	260	Right	Wrong	Blank
Overall		25	19	0
Expression of Ideas		11	13	0
Standard English Conventions		14	6	0
Words in Context		3	4	0
Command of Evidence		4	4	0



## Number of Correct per Passage

<b>P1</b>	<b>8</b>	<b>P2</b>	<b>4</b>	<b>P3</b>	<b>7</b>	<b>P4</b>	<b>6</b>
-----------	----------	-----------	----------	-----------	----------	-----------	----------

## Expression of Ideas

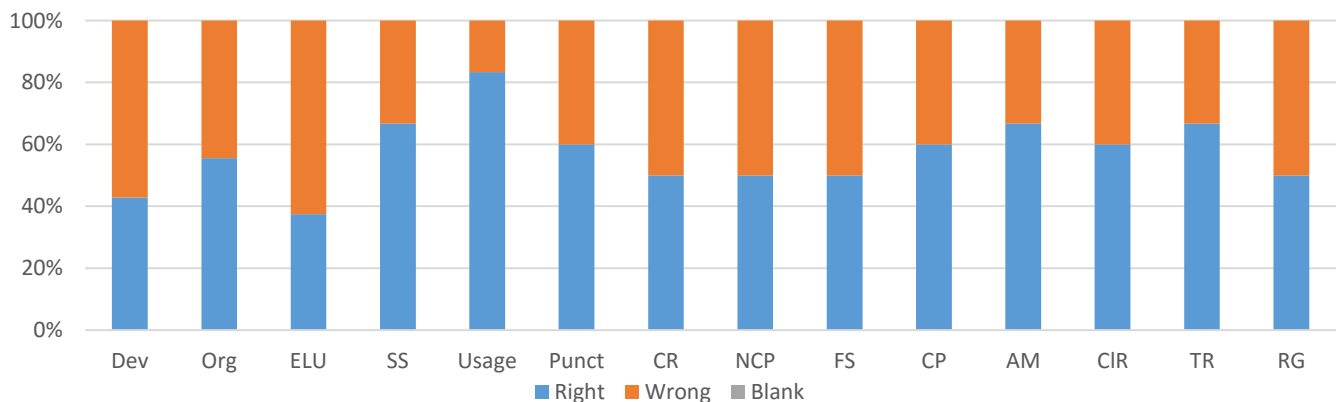
Topic	Right	Wrong	Blank
Development	3	4	0
Organization	5	4	0
Effective Language use	3	5	0

## Standard English Conventions

Topic	Right	Wrong	Blank
Sentence Structure	6	3	0
Conventions of Usage	5	1	0
Conventions of Punctuation	3	2	0

## Important Topics

Topic	Right	Wrong	Blank
Comma Rules	1	1	0
Non-Comma Punctuation	1	1	0
Focus and Support	2	2	0
Concision and Precision	3	2	0
Agreement and Modifiers	2	1	0
Clause Relations	3	2	0
Transitions	4	2	0
Reading Graphs	1	1	0



# ANSWER KEY

## Reading Section — Section 1

Passage 1

Q	C	Y
1	B	b
2	B	a
3	C	b
4	A	c
5	C	c
6	D	a
7	D	c
8	B	b
9	C	c
10	B	a

Passage 2

Q	C	Y
11	A	a
12	B	c
13	D	d
14	A	a
15	A	a
16	C	b
17	C	c
18	D	d
19	A	b
20	B	b
21	A	d

Passage 3

Q	C	Y
22	B	c
23	D	a
24	D	d
25	C	c
26	B	a
27	D	a
28	C	d
29	A	a
30	A	a
31	D	d

Passage 4

Q	C	Y
32	B	c
33	A	b
34	C	d
35	B	b
36	D	a
37	C	d
38	C	c
39	B	c
40	C	d
41	B	c

Passage 5

Q	C	Y
42	B	b
43	A	c
44	A	d
45	D	d
46	C	d
47	B	b
48	A	b
49	D	c
50	B	d
51	D	b
52	A	a

## Writing Section — Section 2

Passage 1

Q	C	Y
1	D	d
2	B	b
3	A	a
4	C	c
5	C	b
6	D	b
7	B	b
8	C	c
9	A	a
10	A	b
11	B	b

Passage 2

Q	C	Y
12	B	a
13	A	c
14	B	a
15	C	c
16	C	d
17	C	c
18	A	a
19	D	b
20	D	b
21	B	b
22	D	c

Passage 3

Q	C	Y
23	D	d
24	D	a
25	B	b
26	A	d
27	B	b
28	C	a
29	B	b
30	D	d
31	C	c
32	A	a
33	A	b

Passage 4

Q	C	Y
34	A	a
35	A	b
36	B	b
37	D	d
38	C	a
39	A	c
40	B	b
41	B	b
42	C	c
43	D	c
44	D	c

## No Calculator Math Section — Section 3

Q	1	2	3	4	5	6	7	8	9	10	11	12	13	14	15
C	D	A	C	B	C	A	B	C	B	A	D	D	B	A	D
Y	d	a	c	b	c	a	b	c	b	d	d	b	b	d	a

### Student Response Answers

Q	16	17	18	19	20
C	2	1600	7	0.8	100
Y	2	0	7	0	25

## Calculator Math Section — Section 4

Q	1	2	3	4	5	6	7	8	9	10	11	12	13	14	15
C	B	C	D	C	D	D	C	D	A	B	A	C	C	C	A
Y	d	c	d	c	d	d	d	a	b	b	a	c	d	d	a

Q	16	17	18	19	20	21	22	23	24	25	26	27	28	29	30
C	C	B	A	B	D	C	B	B	A	D	B	C	C	D	D
Y	b	b	a	a	a	b	a	b	d	b	a	b	a	b	c

### Student Response Answers

Q	31	32	33	34	35	36	37	38
C	$4 < x < 6$	107	0.625	96	6	3	1.02	6.11
Y	4	1499	0.625	###	0	0	0	0

## Using Your Answer Key

Q: Question Number

C: The Correct Answer

Y: Your Answer (0 = Omitted Response)

Answers marked in red were either incorrect or omitted.